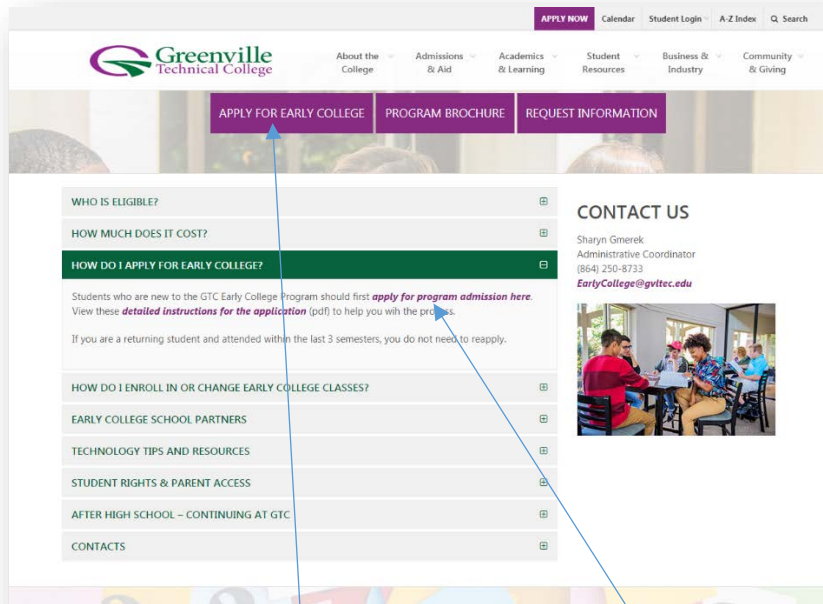


GTC Early College (Dual Enrollment) Application Process for New Students

Thank you for your interest in the Early College (Dual Enrollment) Program through Greenville Technical College. Students who are new to the program must first complete the following steps.


1) *Go to the Early College webpage.*

https://www.gvltec.edu/admissions_aid/early_college/index.html



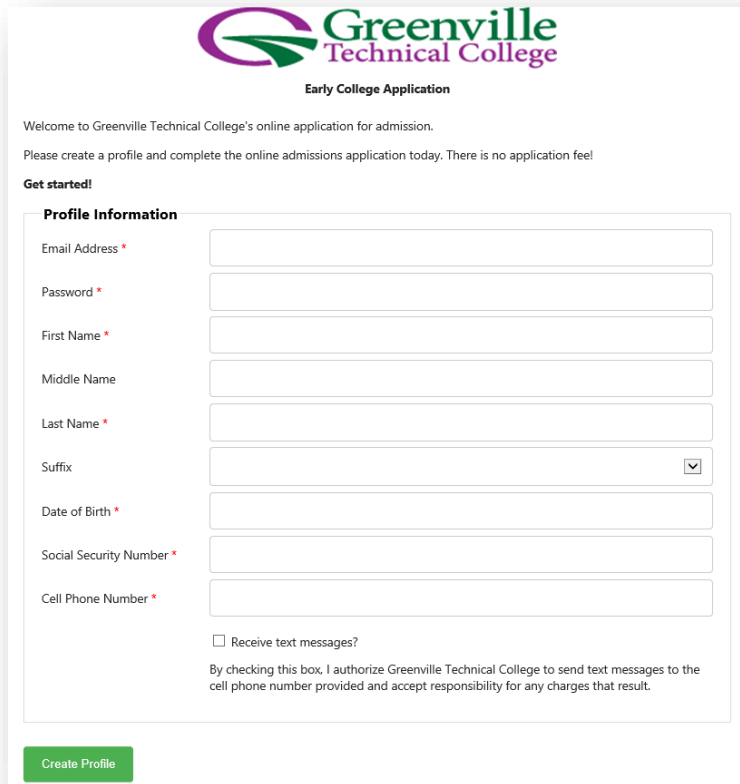
2) *Under How Do I Apply for Early College, select 'apply for program admission here' or select the purple 'APPLY FOR EARLY COLLEGE' button.*

The following Online Application will be initiated. Make sure it says Early College Application as this looks very similar to the application for regular Greenville Tech students.



GTC Early College (Dual Enrollment) Application Process for New Students

- 3) *In the screenshot below you are creating a student profile and password for the application. You are asked to type in a password only one time, so please type carefully and record your entry in a safe place.*



The screenshot shows the Greenville Technical College Early College Application page. At the top is the college logo and the title "Early College Application". Below the logo, there is a welcome message: "Welcome to Greenville Technical College's online application for admission. Please create a profile and complete the online admissions application today. There is no application fee!"

Get started!


Profile Information

Email Address * [text input]
Password * [text input]
First Name * [text input]
Middle Name [text input]
Last Name * [text input]
Suffix [dropdown menu]
Date of Birth * [text input]
Social Security Number * [text input]
Cell Phone Number * [text input]

Receive text messages?
By checking this box, I authorize Greenville Technical College to send text messages to the cell phone number provided and accept responsibility for any charges that result.

[Create Profile](#)

PLEASE NOTE: *Once 'Create Profile' is selected, it can take a minute or so to process. In fact, each of the following screens can also take several seconds to process once they are completed, so please be patient and wait for the next screen to come up.*



The screenshot shows the Greenville Technical College Early College Application user dashboard. At the top is the college logo and the title "Early College Application". Below the logo, there is a greeting: "Hello, New!".

[Update your profile](#)
[Start an application](#)
[Review messages](#)
[Log out](#)

- 4) *Select 'Start an application' and wait for the next screen.*

GTC Early College (Dual Enrollment) Application Process for New Students

5) You will be asked to complete the following information, then select 'Save and Continue' and wait for the next screen.

Greenville Technical College
Early College Application

Update your profile
Start an application
Review messages
Log out

Application Progress

Legal Name

First Name
Middle Name
Last Name
Suffix

Permanent Address

Street Address or PO Box *
Apartment Number
City *
State *
Zip *

PLEASE NOTE: if South Carolina is selected as the state, a required 'County' field will also appear below 'Zip'.

Contact Information

Cell Phone Number
Other Phone Number
Phone Type
Email Address

Emergency Contact

Name *
Phone Number *
Relationship *

Demographic Information

Sex
Ethnicity
Race
Regardless of your answer to the prior question, please check any of the following races in which you consider yourself a member.

American Indian or Alaska Native
 Asian
 Black or African American
 Native Hawaiian or Other Pacific Islander
 White

Save and Continue

GTC Early College (Dual Enrollment) Application Process for New Students

- 6) *Confirm your US citizen status, then select 'Save and Continue' and wait for the next screen.*

The screenshot shows the Greenville Technical College Early College Application interface. At the top is the college logo and the title "Early College Application". On the left is a navigation menu with four items: "Update your profile", "Update your current application" (highlighted in green), "Review messages", and "Log out". The main content area is titled "Application Progress" and features a blue progress bar at 33%. Below this is a section titled "Citizenship" with a text block explaining the South Carolina Illegal Immigration Reform Act. A question asks "Are you a United States citizen?*" with radio button options for "Yes" and "No". A green "Save and Continue" button is at the bottom.

- 7) *Enter your High School Information, then select 'Save and Continue' and wait for the next screen.*

The screenshot shows the Greenville Technical College Early College Application interface at a later stage. The progress bar is now at 66%. The "High School Information" section is active, containing three input fields: "High School*" (a dropdown menu), "Start Year*", and "Anticipated Graduation Year*". Below these is a question: "Are you currently participating in a free/reduced lunch program?*" with radio button options for "Yes" and "No". A green "Save and Continue" button is at the bottom.

GTC Early College (Dual Enrollment) Application Process for New Students

8) *At this point, you are ready for submission. You may review your application or go ahead and submit it.*

Early College Application

[Update your profile](#)
[Update your current application](#)
[Complete the application process](#)
[Review messages](#)
[Log out](#)

Application Progress

Ready for Submission

Certification

I understand that once my application has been submitted, it may NOT be altered in any way. I certify that all statements answered on this application are true and complete to the best of my knowledge and is my own work, factually true and honestly presented. I also understand that submission of false information or willful omission of requested information, may be sufficient cause for the college to cancel my enrollment and require withdrawal. I further understand that I may be subject to a range of possible disciplinary action, including admission revocation or expulsion, should the information I certified be false. I understand that the information I am providing to Greenville Technical College is for the sole use of the college and its state and federal reporting agencies. This information will be used by the college to certify my eligibility for enrollment. I also understand that my image (photo or video) may be used by the college for marketing or instructional purposes in the normal course of program activities.

I acknowledge that I may receive electronic mail information or telephone correspondence as the processing of my application takes place. I understand that the information regarding Student Housing may come to me from a third party. I understand that the information provided in this application will not be distributed or sold to any agency or third party with the exception of the housing management agency.

Disclosure Statements

Greenville Technical College adheres to Section 504 of the Rehabilitation Act and the Americans with Disabilities Act to provide equal accessibility for students with disabilities. If you need special assistance and/or accommodations, contact Student Disability Services at (864) 250-8202 or (864) 250-8353 (voice and TTY).

Greenville Technical College provides equal opportunity and affirmative action in education and employment for all qualified persons regardless of race, color, religion, sex, national origin, age, disability, sexual orientation, or veteran status.

For information concerning the campus safety and security policy, crime statistics, graduation/transfer rates, and the sex offenders registry, please visit www.gvitec.edu. A hard copy of this information is also available in the Office of the Dean of Students (Barton Campus, Student Center - Bldg. 105, Room 201).

Are you ready to submit your application?

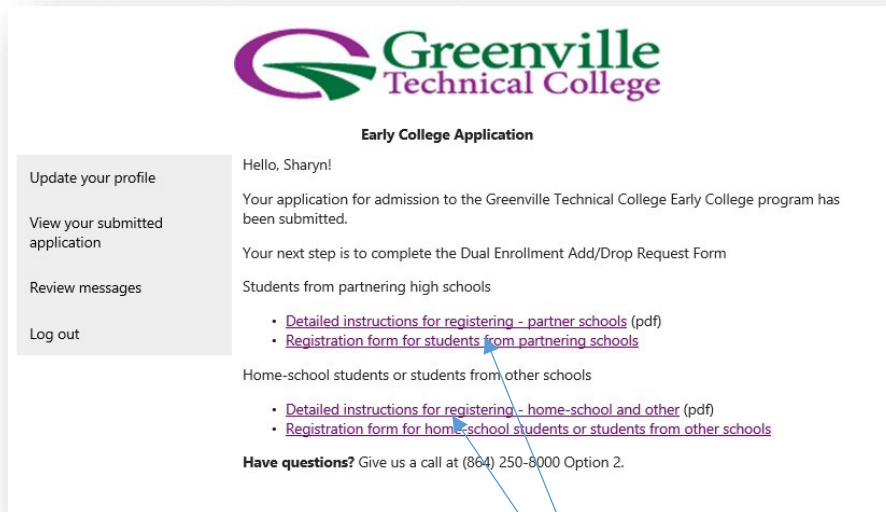
I have read and certify the above statements.

[Submit Application](#) [Review Application](#)

PLEASE NOTE: *Don't forget to check the box confirming that you have read and certify the information you're submitting.*

GTC Early College (Dual Enrollment) Application Process for New Students

- 9) *Once the application is submitted, you will see the following screen. You will also receive an email at the address you entered in your profile information. This will confirm that the application process is complete and that the next step is to enroll.*



The links above provide instructions and access to the online enrollment form where you will identify the specific courses you would like to take. [Please select the correct form for your category] These links are also available on our webpage and can always be accessed there later. The enrollment form is also the way to add, drop or withdraw from courses you have previously requested.*

** Look for the enrollment form link under the tab "HOW DO I ENROLL IN OR CHANGE EARLY COLLEGE CLASSES?"*